

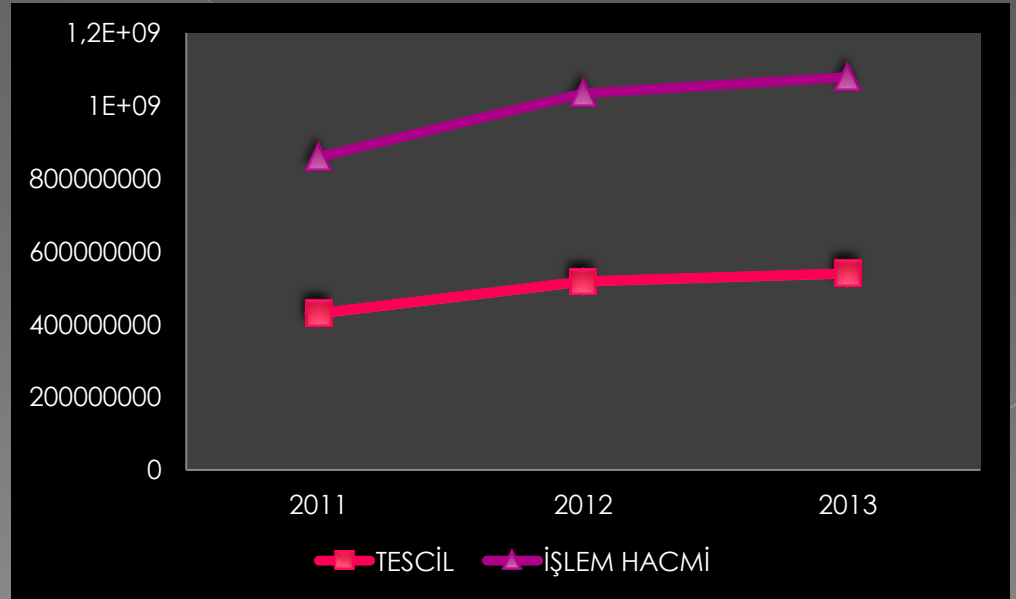
# 2013 YILI ÇANAKKALE TİCARET BORSASI EKONOMİK RAPORU

**BURCU GENÇ**  
İstatistik ve Proje Sorumlusu

**OCAK** 2014

# 3 YILLIK TOPLAM İŞLEM HACMİ

	İŞLEM HACMİ	TESCİL
2011	429057574,2	753614,93
2012	516299702	895713,6
2013	538798330,2	878780,93

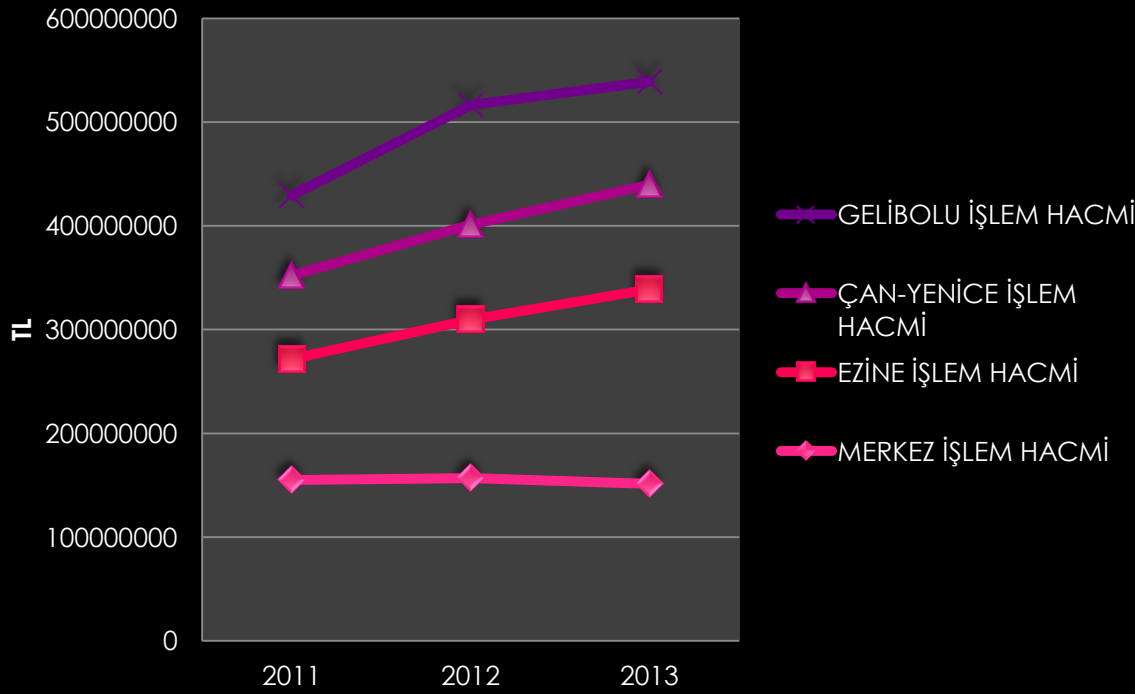


MERKEZ İLÇE	İŞLEM HACMİ	TESCİL
2011	155143315,9	255717,93
2012	156891312	264193,39
2013	151452743,3	243874,33

EZİNE İLÇE	İŞLEM HACMİ	TESCİL
2011	116333203,1	217093,12
2012	152764060,7	280810,61
2013	187495601,9	319362,64

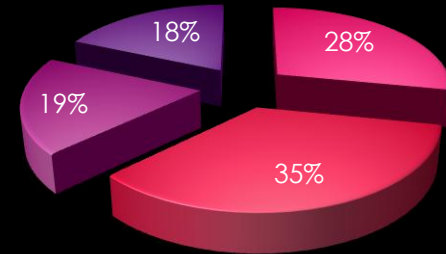
ÇAN YENİCE İLÇELERİ	İŞLEM HACMİ	TESCİL
2011	80696644,4	160902,3
2012	91533102,45	181962,21
2013	100751324	198330,09

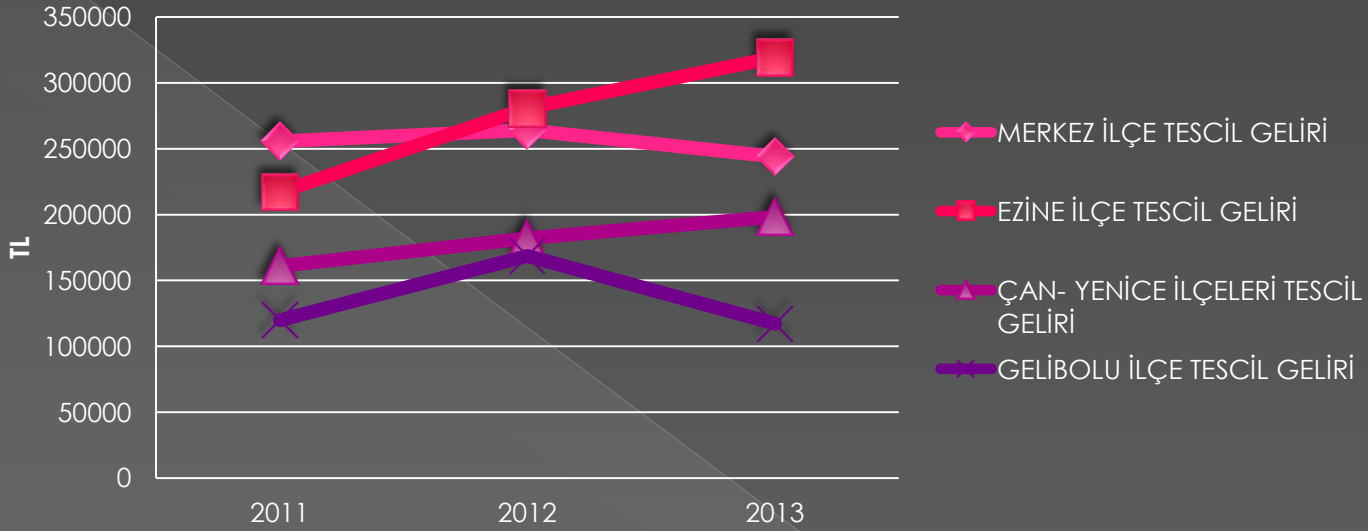
GELİBOLU İLÇESİ	İŞLEM HACMİ	TESCİL
2011	76884410,98	119901,58
2012	115111226,9	168747,39
2013	99098660,96	117213,87



## 2013 YILI İLÇELERE GÖRE İŞLEM HACMI

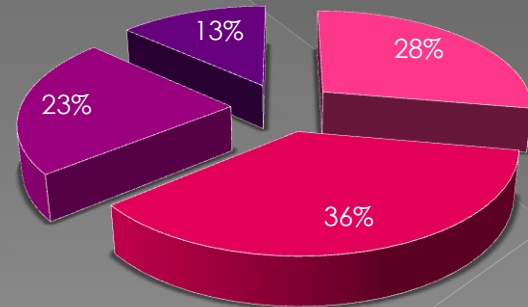
■ MERKEZ ■ EZİNE ■ ÇAN-YENİÇE ■ GELİBOLU





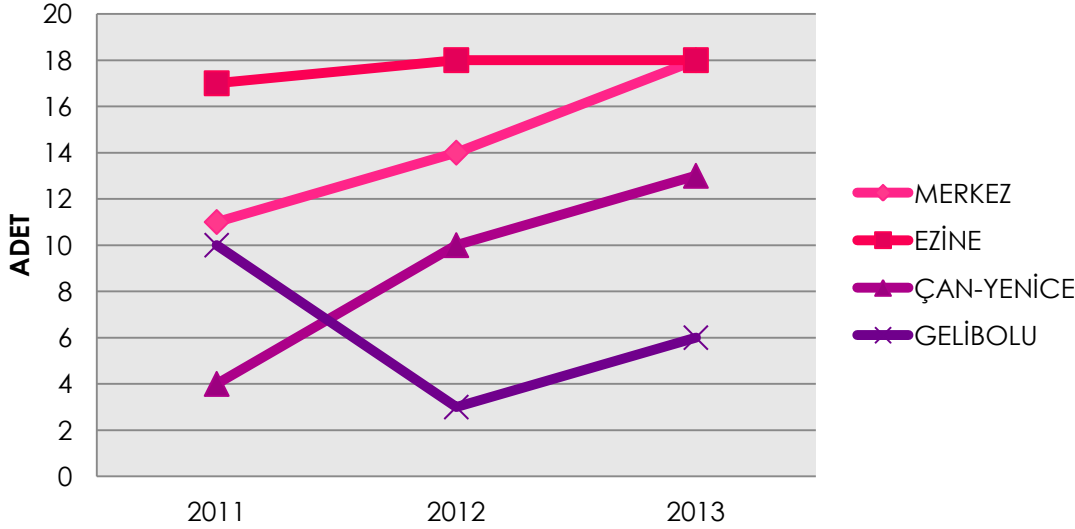
## 2013 YILI İLÇELERE GÖRE TESCİL GELİRİ

■ MERKEZ ■ EZİNE ■ ÇAN-YENİCE ■ GELİBOLU



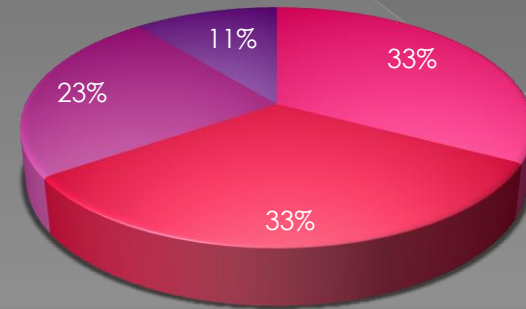
### SON ÜÇ YIL ÜYELİK DURUMU

	MERKEZ	EZİNE	ÇAN-YENİCE	GELİBOLU	TOPLAM
2011	11	17	4	10	42
2012	14	18	10	3	45
2013	18	18	13	6	55



### 2013 YILI ÜYELİK YÜZDELİKLERİ

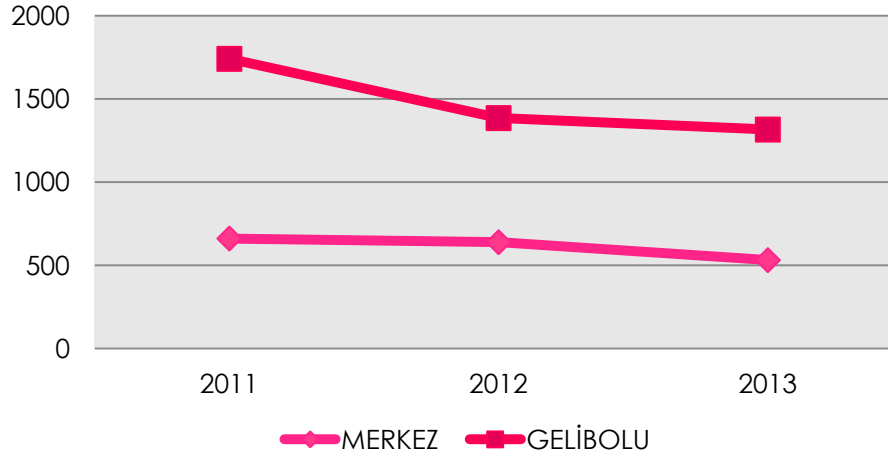
MERKEZ EZİNE ÇAN-YENİCE GELİBOLU



## BUĐDAY LAB. ANALİZ DURUMU

	MERKEZ	GELİBOLU
2011	660	1080
2012	638	746
2013	530	785

### YILLARA GÖRE BUĐDAY ANALİZİ




TOPLAM MERKEZ  
TOPLAM GELİBOLU

2013  
621  
735

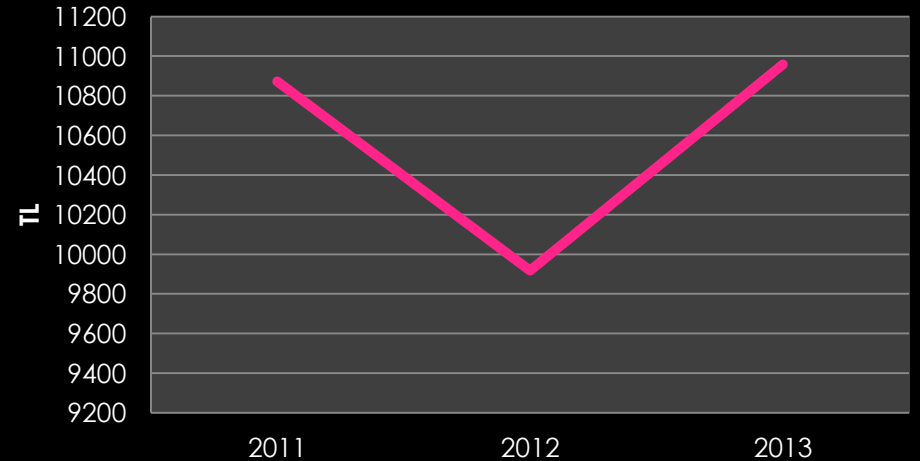
## Ç.KALE İLİ TOPLAM ANALİZ YÜZDESİ

■ TOPLAM MERKEZ ■ TOPLAM GELİBOLU



	2011	2012	2013
ANALİZ ÜCRETİ	10872	9918	10958,5

## YILLARA GÖRE ANALİZ GELİRİMİZ

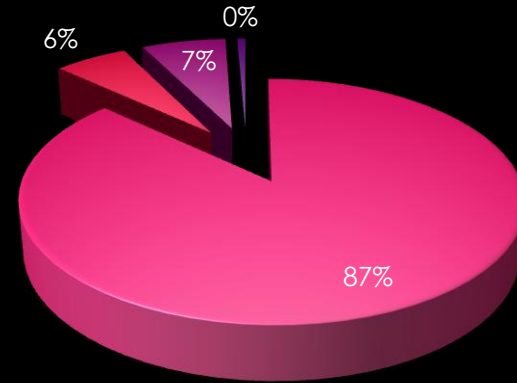




2013 YILI Ç.KALE ÜRÜN GRUPLARINA GÖRE YÜZDELİK DURUMU	
BUĞDAY	1315
ÇELTİK	87
AYÇİÇEĞİ	101
MISIR	10
TOPLAM	1513

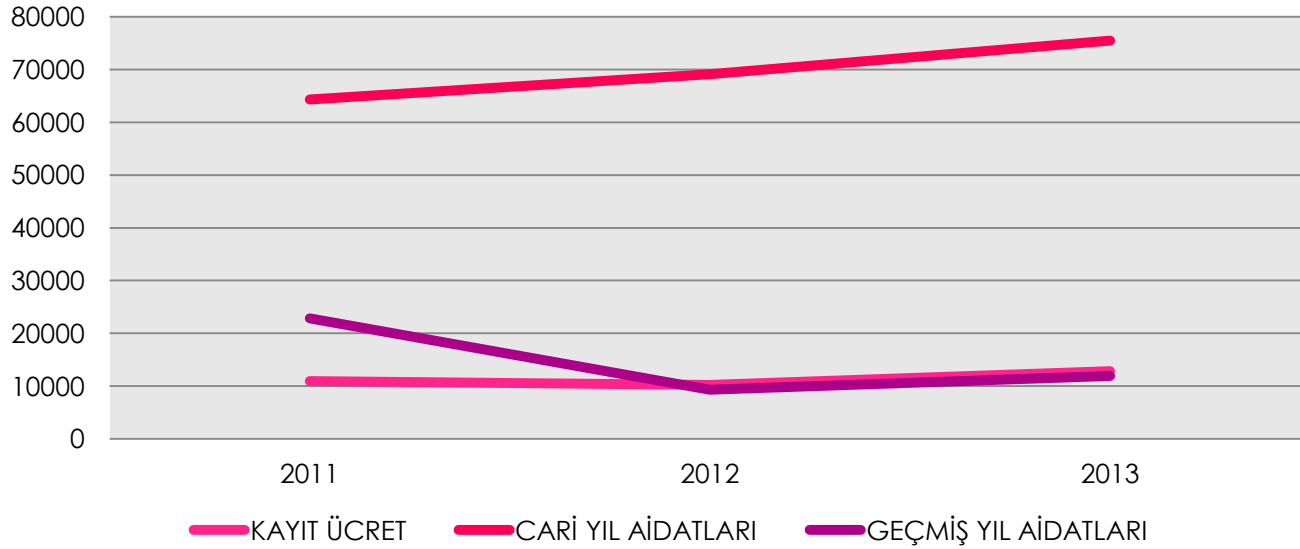
## 2013 YILI Ç.KALE İLİ ÜRÜN GRUPLARINA GÖRE ANALİZ YÜZDELİKLERİ

■ BUĞDAY ■ ÇELTİK ■ AYÇİÇEĞİ ■ MISIR



	2011	2012	2013
KAYIT ÜCRET	10930	10215	12850
CARİ YIL AİDATLARI	64340	69100	75470
GEÇMİŞ YIL AİDATLARI	22830	9325	11890

## AİDAT VE KAYIT ÜCRETİ DURUMUMUZ



	gelir	gider	kar
2012	1066863,14	920391,92	146471,22
2013	1134997,25	1085735,5	49261,75

